



# DIN rail plug-in Surge Protector for dataline/telecom

## DLA



DLA surge protectors are designed to protect, against surge voltages due to lightning, terminals equipment connected to industrial buses, telecom lines or datalines.

These surge protectors must be installed on symmetrical DIN rail and are available for most of the transmission lines : line voltage from 6 to 170 V, bitrate up to 10 Mbit/s.

Electrical diagrams are built with gas tubes and fast clamping diodes in order to provide high discharge current capability and fast operation.

These products are 1-pair surge protectors with removable module for easy maintenance (spare module : P/N DLAM...). Transmission and protection of the shield wire by gas tube. Direct earthing through DIN rail. Line continuity in case of plug-in module removal.

### Specific versions :

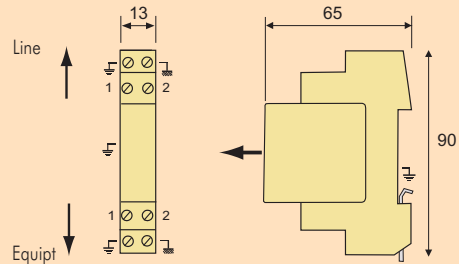
DLAW : in this version, the removal of the plug-in module will cut the line transmission off.

DLAH : version designed for lines with higher line current (remote supply...) up to 2,4 A.

C10

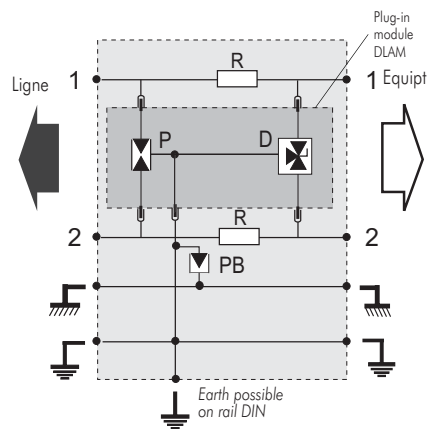
- Pluggable surge protection for «DIN» mounting
- All types of Telephone and Data lines
- Shield wire protection
- Without (DLA) or with (DLAW) line cut-off.
- IEC 61643-21 compliance

## Dimensions (in mm)

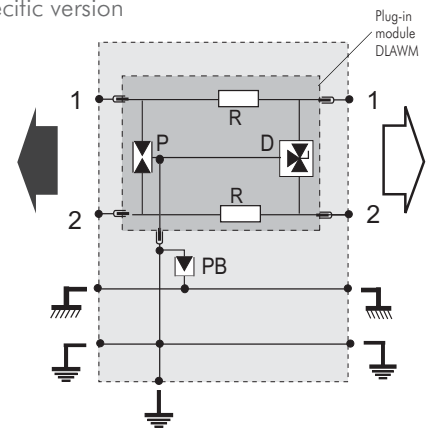


## Electrical diagrams

### DLA standard version



### DLAW specific version



P : 3-electrode gas tube  
 Pb : 2-electrode gas tube  
 R : Resistor  
 D : Clamping diode



# DIN rail surge protector for dataline/telecom

## DLA

### Characteristics

Référence CITEL	DLA-170	DLA-48D3	DLA-24D3	DLA-12D3	DLA-06D3	DLA-06DBC
Utilisations type	Telephone line ADSL	ISDN-T0 48 V line	Leased line 4-20 mA	RS232	RS422 RS485	MIC/T2 10BaseT
Configuration	1 pair+shield	1 pair+shield	1 pair+shield	1 pair+shield	1 pair+shield	1 pair+shield
Nominal line voltage (Un)	150 V	48 V	24 V	12 V	6 V	6 V
Max. line voltage (Uc)	170 V	53 V	28 V	15 V	8 V	8 V
Max. line current	300 mA	300 mA	300 mA	300 mA	300 mA	300 mA
Protection level (Up) 8/20µs impulse - 5 kA	220 V	70 V	40 V	30 V	20 V	25 V
Nominal discharge current (In) 8/20µs impulse - 10 times	5 kA	5 kA	5 kA	5 kA	5 kA	5 kA
Max. discharge current (Imax) 8/20µs impulse - 1 time	20 kA	20 kA	20 kA	20 kA	20 kA	20 kA
Impulse current (Iimp) 10/350µs impulse - 2 times	5 kA	5 kA	5 kA	5 kA	5 kA	5 kA
Type of diagram	D	D	D	D	D	D
End of life	Short-circuit	Short-circuit	Short-circuit	Short-circuit	Short-circuit	Short-circuit
Spare module	DLAM-170	DLAM-48D3	DLAM-24D3	DLAM-12D3	DLAM-06D3	DLAM-06DBC
Versions	DLA-xxx : standard version (line continuity in case of removal of plug-in module) DLAW-xxx : specific version (line cut-off in case of removal of plug-in module) DLAH-xxx : «remote supply» version (max. line current = 2,4 A)					
Mechanical specifications	Symmetrical DIN rail mounting Dimensions : see drawing Connection by screw - min/max. cross section 0,4/1,5 mm <sup>2</sup> Housing material : Thermoplastic UL94-V0 Earth connection via DIN rail and screw terminal					

